



தந்தை பெரியார் அரசு கலை மற்றும் அறிவியல் கல்லூரி (கு) THANTHAI PERIYAR GOVERNMENT ARTS AND SCIENCE COLLEGE(A)

(Nationally Re-Accredited with 'A' Grade by NAAC in 3rd Cycle)

(Affiliated to Bharathidasan University, Tiruchirappalli - 24)

No.36/2, Race Course Road, Khajamalai, Tiruchirappalli - 620 023 Tamilnadu, India.

Ph : 0431 - 2420079 | E : periyarevrcollege@yahoo.com | W : www.thanthaiperiyargasc.ac.in



PERIYAR E.V.R. COLLEGE (AUTONOMOUS)

(Re-accredited with 'A' Grade by NAAC and Affiliated to Bharathidasan University, Tiruchirappalli, Tamilnadu)

TIRUCHIRAPPALLI - 620 023

CONSOLIDATED STATEMENT OF MARKS AND GRADES

(CHOICE BASED CREDIT SYSTEM)



Sl. No.: NC00780

NAME OF THE CANDIDATE					REGISTER NUMBER	DATE OF BIRTH					
RAMAR S					16RHE29	05/06/1999					
DEGREE & BRANCH OF STUDY					MONTH & YEAR OF EXAM	FOLIO NUMBER					
B.A. HISTORY					JUL 2019	UCJ190003					
SEMESTER	PART	COURSE CODE	COURSE TITLE	Month & Year	CREDITS	MARKS SECURED			GRADE POINT	LETTER GRADE	RESULT
						CIA 25	ESE 75	TOTAL 100			
1	1	M1LT1	IKKALA ILAKKIYAM	N 16	3	15	35	50	6.0	B	P
2	1	M2LT2	IDAikkala ILAKKIYAM	A 17	3	22	30	52	6.0	B	P
3	1	M3LT3	KAPPIYA ILAKKIYAM	A 18	3	16	37	53	6.0	B	P
4	1	M4LT4	SANGA ILAKKIYAM	N 18	3	18	31	49	5.0	C	P
1	2	M1LE1	ENGLISH FOR COMMUNICATION - I	A 17	3	12	30	42	5.0	C	P
2	2	M2LE2	ENGLISH FOR COMMUNICATION - II	A 17	3	17	31	48	5.0	C	P
3	2	M3LE3	ENGLISH FOR COMMUNICATION - III	A 18	3	11	33	44	5.0	C	P
4	2	M4LE4	ENGLISH FOR COMMUNICATION - IV	A 19	3	11	30	41	5.0	C	P
1	3	MHI1C1	HISTORY OF INDIA FROM PRE-HISTORY TO A.D. 1206	A 18	6	16	30	46	5.0	C	P
1	3	MHI1A1	AL : MODERN GOVERNMENTS - I	N 16	4	16	33	49	5.0	C	P
2	3	MHI2C2	HISTORY OF TAMIL NADU UPTO A.D. 1801	A 17	4	12	32	44	5.0	C	P
2	3	MHI2C3	HISTORY OF TIRUCHIRAPPALLI	A 17	6	13	31	44	5.0	C	P
2	3	MHI2A2	AL : MODERN GOVERNMENTS - II	A 17	2	14	30	44	5.0	C	P
2	3	MHI2A3	AL : PUBLIC ADMINISTRATION - I	A 17	4	10	30	40	5.0	C	P
3	3	MHI3C4	HISTORY OF TAMIL NADU FROM A.D. 1801 TO PRESENT DAY	N 17	4	16	41	57	6.0	B	P
3	3	MHI3A4	AL : PUBLIC ADMINISTRATION - II	A 18	3	16	38	54	6.0	B	P
3	3	MHI3ME1	ME : PANCHAYATRAJ	N 17	5	12	30	42	5.0	C	P
4	3	MHI4C5	HISTORY OF INDIA FROM A.D. 1206 TO 1707	A 18	4	15	30	45	5.0	C	P
4	3	MHI4C6	WORLD HISTORY FROM A.D. 476 TO 1453	A 18	6	17	30	47	5.0	C	P
4	3	MHI4A5	AL : JOURNALISM	A 18	2	10	31	41	5.0	C	P
4	3	MHI4A6	AL : TOURISM AND TRAVEL AGENCY	A 18	4	12	30	42	5.0	C	P
5	3	MHI5C7	HISTORY OF EUROPE FROM A.D. 1453 TO 1789	A 19	5	13	33	46	5.0	C	P
5	3	MHI5C8	HISTORY OF THE USA FROM COLONISATION TO A.D. 1865	N 18	5	11	32	43	5.0	C	P
5	3	MHI5C9	HISTORY OF CHINA UPTO A.D. 1976	N 18	4	16	31	47	5.0	C	P
5	3	MHI5C10	HISTORY OF SCIENCE AND TECHNOLOGY	N 18	4	11	30	41	5.0	C	P
5	3	MHI5ME2	ME : HUMAN RIGHTS	N 18	5	13	36	49	5.0	C	P
6	3	MHI6C11	HISTORY OF MODERN INDIA A.D. 1757 TO 1947	A 19	5	17	40	57	6.0	B	P

Cont...

Date of Issue: 19/07/2019



OFFICE SEAL

(ANY CORRECTION WILL MAKE THE MARKS STATEMENT INVALID)

Dr. P. S. VIJAYALAKSHMI
CONTROLLER OF EXAMINATIONS

**GRADING FOR UG & PG PROGRAMMES
FROM 2005 TO 2015**

UG			PG		
MARKS	GRADE POINT	LETTER GRADE	MARKS	GRADE POINT	LETTER GRADE
>= 96	10	S+	>= 96	10	S+
91 – 95	9.5	S	91 – 95	9.5	S
86 – 90	9.0	D++	86 – 90	9.0	D++
81 – 85	8.5	D+	81 – 85	8.5	D+
76 – 80	8.0	D	76 – 80	8.0	D
71 – 75	7.5	A++	71 – 75	7.5	A++
66 – 70	7.0	A+	66 – 70	7.0	A+
61 – 65	6.5	A	61 – 65	6.5	A
56 – 60	6.0	B+	56 – 60	6.0	B
51 – 55	5.5	B	50 – 55	5.5	C
46 – 50	5.0	C+	< 50	0.0	F
40 – 45	4.5	C			
< 40	0.0	F			

CUMULATIVE GRADING FOR UG & PG PROGRAMMES FROM 2005 TO 2015

CGPA	UG		PG	
	Letter Grade	Classification of Final Results	Letter Grade	Classification of Final Results
9.51 & above	S+	First Class - Exemplary*	S+	First Class - Exemplary*
9.01 – 9.50	S		S	
8.51 – 9.00	D++	First Class - Distinction*	D++	First Class - Distinction*
8.01 – 8.50	D+		D+	
7.51 – 8.00	D		D	
7.01 – 7.50	A++	First Class	A++	First Class
6.51 – 7.00	A+		A+	
6.01 – 6.50	A		A	
5.51 – 6.00	B+	Second Class	B	Second Class
5.01 – 5.50	B		C	
4.51 – 5.00	C+	Third Class	F	Fail
4.00 – 4.50	C			
< 4.00	F			

**GRADING FOR UG & PG PROGRAMMES
FROM 2016**

MARKS	UG		PG	
	Grade Point	Letter Grade	Grade Point	Letter Grade
90 & above	10	O	10	O
80 – 89	9	A+	9	A+
70 – 79	8	A	8	A
60 – 69	7	B+	7	B+
50 – 59	6	B	6	B
40 – 49	5	C	NA	RA
< 40	0	RA		

CUMULATIVE GRADING FOR UG & PG PROGRAMMES FROM 2016

CGPA	UG		PG	
	Letter Grade	Classification of Final Results	Letter Grade	Classification of Final Results
9.00 & above	O	Outstanding*	O	Outstanding*
8.00 – 8.99	A+	Excellent*	A+	Excellent*
7.00 – 7.99	A	Very Good	A	Very Good
6.00 – 6.99	B+	Good	B+	Good
5.00 – 5.99	B	Above Average	B	Above Average
4.00 – 4.99	C	Average	RA	Re-Appearence
< 4.00	RA	Re-Appearence		

$$\text{GRADE POINT AVERAGE (GPA)} = \frac{\sum_{i=1}^n C_i G_i}{\sum_{i=1}^n C_i}$$

$$\text{WEIGHTED AVERAGE MARKS (WAM)} = \frac{\sum_{i=1}^n C_i M_i}{\sum_{i=1}^n C_i}$$

Where 'C_i' is the Credit earned for the Course i; 'G_i' is the Grade Point obtained for the Course i; 'M_i' is the marks obtained for the Course i and 'n' is the number of Courses Passed in that semester.

*The Candidates who have passed in the first appearance and as per other regulations of the UG & PG programmes are eligible.

If the candidates Grade is O/A+ with more than one attempt, the performance is fixed as 'Very Good'.

Passing Minimum is 10 in CIA, 30 in ESE with an Aggregate of 40 for UG from 2005 - 2006 to 2017 - 2018 Batches only.

Passing Minimum is 10 in CIA, 30 in ESE with an Aggregate of 50 for PG from 2005 - 2006 to 2009 - 2010 Batches only.

Passing Minimum is 13 in CIA, 37 in ESE with an Aggregate of 50 for PG from 2010 - 2011 to 2017 - 2018 Batches only.



Passing Minimum from 2018 - 2019 onwards

(i) for Theory papers 10 in CIA, 30 in ESE with an Aggregate of 40 for UG and 50 for PG.

(ii) for Practical papers 16 in CIA, 24 in ESE with an Aggregate of 40 for UG and 50 for PG.

CIA : Continuous Internal Assessment ; ESE: End Semester Examination.

PR: Practical; T: Theory; P: Pass; RA: Re-appear; AAA: Absent, NA: Not Applicable.

Read by	
Checked by ACoE	



PERIYAR E.V.R. COLLEGE (AUTONOMOUS)

(Re-accredited with 'A' Grade by NAAC and Affiliated to Bharathidasan University, Tiruchirappalli, Tamilnadu)

TIRUCHIRAPPALLI - 620 023

CONSOLIDATED STATEMENT OF MARKS AND GRADES

(CHOICE BASED CREDIT SYSTEM)

Sl. No.: NC 00780



NAME OF THE CANDIDATE					REGISTER NUMBER	DATE OF BIRTH					
RAMAR S					16RHE29	05/06/1999					
DEGREE & BRANCH OF STUDY					MONTH & YEAR OF EXAM	FOLIO NUMBER					
B.A. HISTORY					JUL 2019	UCJ190003					
SEMESTER	PART	COURSE CODE	COURSE TITLE	Month & Year	CREDITS	MARKS SECURED			GRADE POINT	LETTER GRADE	RESULT
						CIA	ESE	TOTAL			
						25	75	100			
6	3	MHI6C12	CONTEMPORARY INDIA SINCE A.D. 1947	A 19	5	16	34	50	6.0	B	P
6	3	MHI6C13	HISTORY OF EUROPE FROM A.D. 1789 TO 1945	A 19	5	16	31	47	5.0	C	P
6	3	MHI6C14	FREEDOM MOVEMENT IN TAMIL NADU	J 19	4	14	35	49	5.0	C	P
6	3	MHI6ME3	ME : ARCHAEOLOGY	A 19	4	14	47	61	7.0	B+	P
1	4	MHI1SBE1	SBE : ARCHIVES KEEPING	A 17	2	14	30	44	5.0	C	P
1	4	M1VE	VALUE EDUCATION	N 16	2	16	30	46	5.0	C	P
2	4	M2ES	ENVIRONMENTAL STUDIES	A 17	2	18	30	48	5.0	C	P
3	4	MHI3SBE2	SBE : EPIGRAPHY	N 17	2	11	33	44	5.0	C	P
4	4	MHI4NME1	NME : MEDAIPPECHUM PAYIRCHIYUM	A 18	2	18	63	81	9.0	A+	P
5	4	MHI5NME2	NME : PAYANMURAI TAMIZH	N 18	2	13	31	44	5.0	C	P
6	4	MHI6SBE3	SBE : TOURISM PRODUCTS	A 19	2	11	35	46	5.0	C	P
5	5	M5EA	EXTENSION ACTIVITIES	N 18	1	20	60	80	9.0	A+	P
6	5	M6GE	GENDER EQUALITY	A 19	1	13	40	53	6.0	B	P
***** End of Statement *****											
CUMULATIVE PERFORMANCE											
Part	Total Marks		Percentage	WAM	Credits	CGPA	Grade	Classification			
	Secured	Maximum									
Part I	204	400	51.00 %	51.00	12	5.75	B	Above Average			
Part II	175	400	43.75 %	43.75	12	5.00	B	Above Average			
Part III	1085	2300	47.17 %	47.24	100	5.25	B	Above Average			
Part IV	353	700	50.43 %	50.43	14	5.57	B	Above Average			
Part V	133	200	66.50 %	66.50	2	7.50	A	Very Good			

Date of Issue: 19/07/2019



(ANY CORRECTION WILL MAKE THE MARKS STATEMENT INVALID)

P.S. Vijayalakshmi
Dr. P. S. VIJAYALAKSHMI
CONTROLLER OF EXAMINATIONS

**GRADING FOR UG & PG PROGRAMMES
FROM 2005 TO 2015**

UG			PG		
MARKS	GRADE POINT	LETTER GRADE	MARKS	GRADE POINT	LETTER GRADE
>= 96	10	S ⁺	>= 96	10	S ⁺
91 – 95	9.5	S	91 – 95	9.5	S
86 – 90	9.0	D ⁺⁺	86 – 90	9.0	D ⁺⁺
81 – 85	8.5	D ⁺	81 – 85	8.5	D ⁺
76 – 80	8.0	D	76 – 80	8.0	D
71 – 75	7.5	A ⁺⁺	71 – 75	7.5	A ⁺⁺
66 – 70	7.0	A ⁺	66 – 70	7.0	A ⁺
61 – 65	6.5	A	61 – 65	6.5	A
56 – 60	6.0	B ⁺	56 – 60	6.0	B
51 – 55	5.5	B	50 – 55	5.5	C
46 – 50	5.0	C ⁺	< 50	0.0	F
40 – 45	4.5	C			
< 40	0.0	F			

CUMULATIVE GRADING FOR UG & PG PROGRAMMES FROM 2005 TO 2015

CGPA	UG		PG	
	Letter Grade	Classification of Final Results	Letter Grade	Classification of Final Results
9.51 & above	S ⁺	First Class - Exemplary*	S ⁺	First Class - Exemplary*
9.01 – 9.50	S		S	
8.51 – 9.00	D ⁺⁺	First Class - Distinction*	D ⁺⁺	First Class - Distinction*
8.01 – 8.50	D ⁺		D ⁺	
7.51 – 8.00	D		D	
7.01 – 7.50	A ⁺⁺	First Class	A ⁺⁺	First Class
6.51 – 7.00	A ⁺		A ⁺	
6.01 – 6.50	A		A	
5.51 – 6.00	B ⁺		B	
5.01 – 5.50	B			
4.51 – 5.00	C ⁺	Third Class	F	Fail
4.00 – 4.50	C			
< 4.00	F			

**GRADING FOR UG & PG PROGRAMMES
FROM 2016**

MARKS	UG		PG	
	Grade Point	Letter Grade	Grade Point	Letter Grade
90 & above	10	O	10	O
80 – 89	9	A ⁺	9	A ⁺
70 – 79	8	A	8	A
60 – 69	7	B ⁺	7	B ⁺
50 – 59	6	B	6	B
40 – 49	5	C	NA	RA
< 40	0	RA		

CUMULATIVE GRADING FOR UG & PG PROGRAMMES FROM 2016

CGPA	UG		PG	
	Letter Grade	Classification of Final Results	Letter Grade	Classification of Final Results
9.00 & above	O	Outstanding*	O	Outstanding*
8.00 – 8.99	A ⁺	Excellent*	A ⁺	Excellent*
7.00 – 7.99	A	Very Good	A	Very Good
6.00 – 6.99	B ⁺	Good	B ⁺	Good
5.00 – 5.99	B	Above Average	B	Above Average
4.00 – 4.99	C	Average	RA	Re-Appearence
< 4.00	RA	Re-Appearence		

$$\text{GRADE POINT AVERAGE (GPA)} = \frac{\sum_{i=1}^n C_i G_i}{\sum_{i=1}^n C_i}$$

$$\text{WEIGHTED AVERAGE MARKS (WAM)} = \frac{\sum_{i=1}^n C_i M_i}{\sum_{i=1}^n C_i}$$

Where 'C_i' is the Credit earned for the Course i; 'G_i' is the Grade Point obtained for the Course i; 'M_i' is the marks obtained for the Course i and 'n' is the number of Courses Passed in that semester.

*The Candidates who have passed in the first appearance and as per other regulations of the UG & PG programmes are eligible.

If the candidates Grade is O/A⁺ with more than one attempt, the performance is fixed as 'Very Good'.

Passing Minimum is 10 in CIA, 30 in ESE with an Aggregate of 40 for UG from 2005 - 2006 to 2017 - 2018 Batches only.

Passing Minimum is 10 in CIA, 30 in ESE with an Aggregate of 50 for PG from 2005 - 2006 to 2009 - 2010 Batches only.

Passing Minimum is 13 in CIA, 37 in ESE with an Aggregate of 50 for PG from 2010 - 2011 to 2017 - 2018 Batches only.


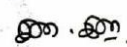
Passing Minimum from 2018 - 2019 onwards

(i) for Theory papers 10 in CIA, 30 in ESE with an Aggregate of 40 for UG and 50 for PG.

(ii) for Practical papers 16 in CIA, 24 in ESE with an Aggregate of 40 for UG and 50 for PG.

CIA : Continuous Internal Assessment ; ESE: End Semester Examination.

PR: Practical; T: Theory; P: Pass; RA: Re-appear; AAA: Absent, NA: Not Applicable.

Read by	
Checked by ACoE	



PERIYAR E.V.R. COLLEGE (AUTONOMOUS)

(Re-accredited with 'A' Grade by NAAC and Affiliated to Bharathidasan University, Tiruchirappalli, Tamilnadu)

TIRUCHIRAPPALLI - 620 023

CONSOLIDATED STATEMENT OF MARKS AND GRADES

(CHOICE BASED CREDIT SYSTEM)

Sl. No.: NC 00818



NAME OF THE CANDIDATE		REGISTER NUMBER		DATE OF BIRTH							
YUVARANI K		16STL60		10/03/1999							
DEGREE & BRANCH OF STUDY		MONTH & YEAR OF EXAM		FOLIO NUMBER							
B.A. TAMIL		JUL 2019		UCJ190040							
SEMESTER	PART	COURSE CODE	COURSE TITLE	Month & Year	CREDITS	MARKS SECURED			GRADE POINT	LETTER GRADE	RESULT
						CIA 25	ESE 75	TOTAL 100			
1	1	M1LT1	IKKALA ILAKKIYAM	N 16	3	20	42	62	7.0	B+	P
2	1	M2LT2	IDAIKKALA ILAKKIYAM	A 17	3	21	37	58	6.0	B	P
3	1	M3LT3	KAPPIYA ILAKKIYAM	N 17	3	21	49	70	8.0	A	P
4	1	M4LT4	SANGA ILAKKIYAM	A 18	3	20	30	50	6.0	B	P
1	2	M1LE1	ENGLISH FOR COMMUNICATION - I	N 16	3	19	38	57	6.0	B	P
2	2	M2LE2	ENGLISH FOR COMMUNICATION - II	A 18	3	19	31	50	6.0	B	P
3	2	M3LE3	ENGLISH FOR COMMUNICATION - III	N 17	3	16	38	54	6.0	B	P
4	2	M4LE4	ENGLISH FOR COMMUNICATION - IV	A 18	3	12	30	42	5.0	C	P
1	3	MTL1C1	NANOO (EZHUTHATHIKARAM)	N 16	6	18	38	56	6.0	B	P
1	3	MTL1A1	AL : TAMIZHAGA VARALARUM MAKKAL PANBADUM	N 16	4	21	41	62	7.0	B+	P
2	3	MTL2C2	THARKKALA ILAKKIYAM	A 17	4	20	47	67	7.0	B+	P
2	3	MTL2C3	NANOO (CHOLLATHIKARAM)	A 17	6	18	32	50	6.0	B	P
2	3	MTL2A2	AL : NATTUPURAVIYAL	A 17	2	21	44	65	7.0	B+	P
2	3	MTL2A3	AL : IDAHZHIYAL	A 17	4	20	35	55	6.0	B	P
3	3	MTL3C4	NAMBIYAGAPORUL	N 17	4	19	41	60	7.0	B+	P
3	3	MTL3A4	AL : MOZHIPEYARPPIAL	N 17	3	18	37	55	6.0	B	P
3	3	MTL3ME1	ME : PERIYARIYAM	N 17	5	18	42	60	7.0	B+	P
4	3	MTL4C5	NEEDHI ILAKKIYAM	A 18	4	21	51	72	8.0	A	P
4	3	MTL4C6	PURAPPORUL VENBAMAALAI	A 18	6	18	36	54	6.0	B	P
4	3	MTL4A5	AL : CHUTRULAVIYAL	A 18	2	19	42	61	7.0	B+	P
4	3	MTL4A6	AL : KAVIN KALAIGAL	A 18	4	18	35	53	6.0	B	P
5	3	MTL5C7	KAPPIYANGAL	N 18	5	18	55	73	8.0	A	P
5	3	MTL5C8	YAPPUM ANIYUM	N 18	5	18	48	66	7.0	B+	P
5	3	MTL5C9	CHITRILAKKIYANGAL	N 18	4	20	47	67	7.0	B+	P
5	3	MTL5C10	MOZHI VARALARU	N 18	4	17	46	63	7.0	B+	P
5	3	MTL5ME2	ME : PECHUKKALAI	N 18	5	20	59	79	8.0	A	P
6	3	MTL6C11	CHEMMOZHI PANBUGAL	J 19	5	17	41	58	6.0	B	P

Cont...

Date of Issue: 19/07/2019



OFFICE SEAL

(ANY CORRECTION WILL MAKE THE MARKS STATEMENT INVALID)

P. S. Vijayalakshmi
Dr. P. S. VIJAYALAKSHMI
CONTROLLER OF EXAMINATIONS

GRADING FOR UG & PG PROGRAMMES FROM 2005 TO 2015

UG			PG		
MARKS	GRADE POINT	LETTER GRADE	MARKS	GRADE POINT	LETTER GRADE
>= 96	10	S+	>= 96	10	S+
91 – 95	9.5	S	91 – 95	9.5	S
86 – 90	9.0	D++	86 – 90	9.0	D++
81 – 85	8.5	D+	81 – 85	8.5	D+
76 – 80	8.0	D	76 – 80	8.0	D
71 – 75	7.5	A++	71 – 75	7.5	A++
66 – 70	7.0	A+	66 – 70	7.0	A+
61 – 65	6.5	A	61 – 65	6.5	A
56 – 60	6.0	B+	56 – 60	6.0	B
51 – 55	5.5	B	50 – 55	5.5	C
46 – 50	5.0	C+	< 50	0.0	F
40 – 45	4.5	C			
< 40	0.0	F			

CUMULATIVE GRADING FOR UG & PG PROGRAMMES FROM 2005 TO 2015

CGPA	UG		PG	
	Letter Grade	Classification of Final Results	Letter Grade	Classification of Final Results
9.51 & above	S+	First Class - Exemplary*	S+	First Class - Exemplary*
9.01 – 9.50	S		S	
8.51 – 9.00	D++	First Class - Distinction*	D++	First Class - Distinction*
8.01 – 8.50	D+		D+	
7.51 – 8.00	D		D	
7.01 – 7.50	A++	First Class	A++	First Class
6.51 – 7.00	A+		A+	
6.01 – 6.50	A		A	
5.51 – 6.00	B+	Second Class	B	Second Class
5.01 – 5.50	B		C	
4.51 – 5.00	C+	Third Class	F	Fail
4.00 – 4.50	C			
< 4.00	F	Fail		

GRADING FOR UG & PG PROGRAMMES FROM 2016

MARKS	UG		PG	
	Grade Point	Letter Grade	Grade Point	Letter Grade
90 & above	10	O	10	O
80 – 89	9	A+	9	A+
70 – 79	8	A	8	A
60 – 69	7	B+	7	B+
50 – 59	6	B	6	B
40 – 49	5	C	NA	RA
< 40	0	RA		

CUMULATIVE GRADING FOR UG & PG PROGRAMMES FROM 2016

CGPA	UG		PG	
	Letter Grade	Classification of Final Results	Letter Grade	Classification of Final Results
9.00 & above	O	Outstanding*	O	Outstanding*
8.00 – 8.99	A+	Excellent*	A+	Excellent*
7.00 – 7.99	A	Very Good	A	Very Good
6.00 – 6.99	B+	Good	B+	Good
5.00 – 5.99	B	Above Average	B	Above Average
4.00 – 4.99	C	Average	RA	Re-Appearence
< 4.00	RA	Re-Appearence		

$$\text{GRADE POINT AVERAGE (GPA)} = \frac{\sum_{i=1}^n C_i G_i}{\sum_{i=1}^n C_i}$$

$$\text{WEIGHTED AVERAGE MARKS (WAM)} = \frac{\sum_{i=1}^n C_i M_i}{\sum_{i=1}^n C_i}$$

Where 'C_i' is the Credit earned for the Course i; 'G_i' is the Grade Point obtained for the Course i; 'M_i' is the marks obtained for the Course i and 'n' is the number of Courses Passed in that semester.

*The Candidates who have passed in the first appearance and as per other regulations of the UG & PG programmes are eligible.

If the candidates Grade is O/A+ with more than one attempt, the performance is fixed as 'Very Good'.

Passing Minimum is 10 in CIA, 30 in ESE with an Aggregate of 40 for UG from 2005 - 2006 to 2017 - 2018 Batches only.

Passing Minimum is 10 in CIA, 30 in ESE with an Aggregate of 50 for PG from 2005 - 2006 to 2009 - 2010 Batches only.

Passing Minimum is 13 in CIA, 37 in ESE with an Aggregate of 50 for PG from 2010 - 2011 to 2017 - 2018 Batches only.


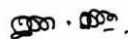
Passing Minimum from 2018 - 2019 onwards

(i) for Theory papers 10 in CIA, 30 in ESE with an Aggregate of 40 for UG and 50 for PG.

(ii) for Practical papers 16 in CIA, 24 in ESE with an Aggregate of 40 for UG and 50 for PG.

CIA : Continuous Internal Assessment ; ESE: End Semester Examination.

PR: Practical; T: Theory; P: Pass; RA: Re-appear; AAA: Absent, NA: Not Applicable.

Read by	
Checked by ACoE	



PERIYAR E.V.R. COLLEGE (AUTONOMOUS)

(Re-accredited with 'A' Grade by NAAC and Affiliated to Bharathidasan University, Tiruchirappalli, Tamilnadu)

TIRUCHIRAPPALLI - 620 023

CONSOLIDATED STATEMENT OF MARKS AND GRADES

(CHOICE BASED CREDIT SYSTEM)

Sl. No.: NC 00818



NAME OF THE CANDIDATE					REGISTER NUMBER	DATE OF BIRTH					
YUVARANI K					16STL60	10/03/1999					
DEGREE & BRANCH OF STUDY					MONTH & YEAR OF EXAM	FOLIO NUMBER					
B.A. TAMIL					JUL 2019	UCJ190040					
SEMESTER	PART	COURSE CODE	COURSE TITLE	Month & Year	CREDITS	MARKS SECURED			GRADE POINT	LETTER GRADE	RESULT
						CIA 25	ESE 75	TOTAL 100			
6	3	MTL6C12	MERKKANAKU ILAKKIYAM	A 19	5	18	50	68	7.0	B+	P
6	3	MTL6C13	VAZHKKAI VARALATRU ILAKKIYAM	A 19	5	19	48	67	7.0	B+	P
6	3	MTL6C14	ILAKKIYA THIRANAYVU	A 19	4	20	51	71	8.0	A	P
6	3	MTL6ME3	ME : POTTITHERVU - POTHUTAMIZH	A 19	4	17	48	65	7.0	B+	P
1	4	MTL1SBE1	SBE : PAYANMURAI TAMIZH	N 16	2	20	40	60	7.0	B+	P
1	4	M1VE	VALUE EDUCATION	N 16	2	22	48	70	8.0	A	P
2	4	M2ES	ENVIRONMENTAL STUDIES	A 17	2	21	62	83	9.0	A+	P
3	4	MTL3SBE2	SBE : ALUMAITHIRAN MEMBADU	N 17	2	21	54	75	8.0	A	P
4	4	MTL4NME1	NME : VANIGA KADITHATHODARBU - I	A 18	2	23	57	80	9.0	A+	P
5	4	MTL5NME2	NME : VANIGA KADITHATHODARBU - II	N 18	2	22	53	75	8.0	A	P
6	4	MTL6SBE3	SBE : INNAYATH TAMIZH	A 19	2	18	57	75	8.0	A	P
5	5	M5EA	EXTENSION ACTIVITIES	N 18	1	20	60	80	9.0	A+	P
6	5	M6GE	GENDER EQUALITY	A 19	1	20	47	67	7.0	B+	P
***** End of Statement *****											

CUMULATIVE PERFORMANCE								
Part	Total Marks		Percentage	WAM	Credits	CGPA	Grade	Classification
	Secured	Maximum						
Part I	240	400	60.00 %	60.00	12	6.75	B+	Good
Part II	203	400	50.75 %	50.75	12	5.75	B	Above Average
Part III	1447	2300	62.91 %	62.72	100	6.84	B+	Good
Part IV	518	700	74.00 %	74.00	14	8.14	A+	Excellent
Part V	147	200	73.50 %	73.50	2	8.00	A+	Excellent

Date of Issue: 19/07/2019



OFFICE SEAL

(ANY CORRECTION WILL MAKE THE MARKS STATEMENT INVALID)

Dr. P. S. VIJAYALAKSHMI
CONTROLLER OF EXAMINATIONS

**GRADING FOR UG & PG PROGRAMMES
FROM 2005 TO 2015**

UG			PG		
MARKS	GRADE POINT	LETTER GRADE	MARKS	GRADE POINT	LETTER GRADE
>= 96	10	S+	>= 96	10	S+
91 – 95	9.5	S	91 – 95	9.5	S
86 – 90	9.0	D++	86 – 90	9.0	D++
81 – 85	8.5	D+	81 – 85	8.5	D+
76 – 80	8.0	D	76 – 80	8.0	D
71 – 75	7.5	A++	71 – 75	7.5	A++
66 – 70	7.0	A+	66 – 70	7.0	A+
61 – 65	6.5	A	61 – 65	6.5	A
56 – 60	6.0	B+	56 – 60	6.0	B
51 – 55	5.5	B	50 – 55	5.5	C
46 – 50	5.0	C+	< 50	0.0	F
40 – 45	4.5	C			
< 40	0.0	F			

CUMULATIVE GRADING FOR UG & PG PROGRAMMES FROM 2005 TO 2015

CGPA	UG		PG	
	Letter Grade	Classification of Final Results	Letter Grade	Classification of Final Results
9.51 & above	S+	First Class - Exemplary*	S+	First Class - Exemplary*
9.01 – 9.50	S		S	
8.51 – 9.00	D++	First Class - Distinction*	D++	First Class - Distinction*
8.01 – 8.50	D+		D+	
7.51 – 8.00	D		D	
7.01 – 7.50	A++	First Class	A++	First Class
6.51 – 7.00	A+		A+	
6.01 – 6.50	A		A	
5.51 – 6.00	B+	Second Class	B	Second Class
5.01 – 5.50	B		C	
4.51 – 5.00	C+	Third Class	F	Fail
4.00 – 4.50	C			
< 4.00	F			

**GRADING FOR UG & PG PROGRAMMES
FROM 2016**

MARKS	UG		PG	
	Grade Point	Letter Grade	Grade Point	Letter Grade
90 & above	10	O	10	O
80 – 89	9	A+	9	A+
70 – 79	8	A	8	A
60 – 69	7	B+	7	B+
50 – 59	6	B	6	B
40 – 49	5	C	NA	RA
< 40	0	RA		

CUMULATIVE GRADING FOR UG & PG PROGRAMMES FROM 2016

CGPA	UG		PG	
	Letter Grade	Classification of Final Results	Letter Grade	Classification of Final Results
9.00 & above	O	Outstanding*	O	Outstanding*
8.00 – 8.99	A+	Excellent*	A+	Excellent*
7.00 – 7.99	A	Very Good	A	Very Good
6.00 – 6.99	B+	Good	B+	Good
5.00 – 5.99	B	Above Average	B	Above Average
4.00 – 4.99	C	Average	RA	Re-Appearence
< 4.00	RA	Re-Appearence		

$$\text{GRADE POINT AVERAGE (GPA)} = \frac{\sum_{i=1}^n C_i G_i}{\sum_{i=1}^n C_i}$$

$$\text{WEIGHTED AVERAGE MARKS (WAM)} = \frac{\sum_{i=1}^n C_i M_i}{\sum_{i=1}^n C_i}$$

Where 'C_i' is the Credit earned for the Course i; 'G_i' is the Grade Point obtained for the Course i; 'M_i' is the marks obtained for the Course i and 'n' is the number of Courses Passed in that semester.

*The Candidates who have passed in the first appearance and as per other regulations of the UG & PG programmes are eligible.

If the candidates Grade is O/A+ with more than one attempt, the performance is fixed as 'Very Good'.

Passing Minimum is 10 in CIA, 30 in ESE with an Aggregate of 40 for UG from 2005 - 2006 to 2017 - 2018 Batches only.

Passing Minimum is 10 in CIA, 30 in ESE with an Aggregate of 50 for PG from 2005 - 2006 to 2009 - 2010 Batches only.

Passing Minimum is 13 in CIA, 37 in ESE with an Aggregate of 50 for PG from 2010 - 2011 to 2017 - 2018 Batches only.


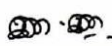
Passing Minimum from 2018 - 2019 onwards

(i) for Theory papers 10 in CIA, 30 in ESE with an Aggregate of 40 for UG and 50 for PG.

(ii) for Practical papers 16 in CIA, 24 in ESE with an Aggregate of 40 for UG and 50 for PG.

CIA : Continuous Internal Assessment ; ESE: End Semester Examination.

PR: Practical; T: Theory; P: Pass; RA: Re-appear; AAA: Absent, NA: Not Applicable.

Read by	
Checked by ACoE	



PERIYAR E.V.R. COLLEGE (AUTONOMOUS)

(Re-accredited with 'A' Grade by NAAC and Affiliated to Bharathidasan University, Tiruchirappalli, Tamilnadu)

Sl. No.: MP 05483

TIRUCHIRAPPALLI - 620 023

M.Sc. DEGREE EXAMINATION



CONSOLIDATED STATEMENT OF MARKS

(CHOICE BASED CREDIT SYSTEM)

SUBJECT: ZOOLOGY

DATE OF BIRTH: 05/02/1997

NAME OF THE CANDIDATE	REGISTER NUMBER	MONTH & YEAR	FOLIO NUMBER
BALAJI U	17PZO01	JUL 2019	PCJ190027

Semester	Course Code	Course Title	Month & Year	Credits	Marks Secured			Grade Point	Letter Grade	Result
					CIA 25	ESE 75	Total 100			
1	MPZO1C1	ANIMAL DIVERSITY AND CONSERVATION	N 17	5	13	40	53	6.0	B	P
1	MPZO1C2	CELL BIOLOGY	A 18	5	17	44	61	7.0	B+	P
1	MPZO1C3	MICROBIOLOGY	N 17	4	16	42	58	6.0	B	P
1	MPZO1C4	BIOPHYSICS AND BIOCHEMISTRY	N 17	4	18	43	61	7.0	B+	P
1	MPZO1C5P	PRACTICAL - I (BASED ON CORE PAPERS I - IV)	N 17	4	17	51	68	7.0	B+	P
2	MPZO2C6	ANIMAL PHYSIOLOGY	A 18	5	19	40	59	6.0	B	P
2	MPZO2C7	DEVELOPMENTAL BIOLOGY	A 18	5	14	50	64	7.0	B+	P
2	MPZO2C8	GENE TECHNOLOGY	A 18	5	16	54	70	8.0	A	P
2	MPZO2C9	BIOSTATISTICS AND STATISTICAL PACKAGES	A 18	4	14	49	63	7.0	B+	P
2	MPZO2C10P	PRACTICAL - II (BASED ON CORE PAPERS VI - IX)	A 18	4	17	50	67	7.0	B+	P
3	MPZO3C11	IMMUNOLOGY AND IMMUNOTECHNOLOGY	N 18	5	16	45	61	7.0	B+	P
3	MPZO3C12	MOLECULAR GENETICS	N 18	5	17	54	71	8.0	A	P
3	MPZO3C13P	PRACTICAL - III (BASED ON CORE PAPERS XI - XII. CBE - I, II)	N 18	5	19	68	87	9.0	A+	P
3	MPZO3CE1	CBE : APPLIED BIOTECHNOLOGY	N 18	4	13	46	59	6.0	B	P
3	MPZO3CE2	CBE : BIOINFORMATICS	N 18	4	14	46	60	7.0	B+	P
4	MPZO4C14	APPLIED ECOLOGY	A 19	5	18	49	67	7.0	B+	P
4	MPZO4C15P	PRACTICAL - IV (BASED ON CORE PAPERS XIV, CBE - III, IV)	A 19	5	16	54	70	8.0	A	P
4	MPZO4CE3	CBE : AQUACULTURE	A 19	4	15	46	61	7.0	B+	P
4	MPZO4CE4	CBE : RESEARCH METHODOLOGY	J 19	4	13	40	53	6.0	B	P
4	MPZO4PW	PROJECT WORK (OUT OF 100)	A 19	4	---	77	77	8.0	A	P
***** End of Statement *****										
Total Marks Secured : 1290 / 2000										
Percentage : 64.50										
WAM : 64.70										
Credits : 90										
CGPA : 7.08										
Grade : A										
Classification : Very Good										

Date of Issue : 19/07/2019



P.S. Vijayalakshmi
Dr. P. S. VIJAYALAKSHMI
CONTROLLER OF EXAMINATIONS

Any correction without the signature and seal of the Controller is invalid

**GRADING FOR UG & PG PROGRAMMES
FROM 2005 TO 2015**

UG			PG		
MARKS	GRADE POINT	LETTER GRADE	MARKS	GRADE POINT	LETTER GRADE
>= 96	10	S ⁺	>= 96	10	S ⁺
91 – 95	9.5	S	91 – 95	9.5	S
86 – 90	9.0	D ⁺⁺	86 – 90	9.0	D ⁺⁺
81 – 85	8.5	D ⁺	81 – 85	8.5	D ⁺
76 – 80	8.0	D	76 – 80	8.0	D
71 – 75	7.5	A ⁺⁺	71 – 75	7.5	A ⁺⁺
66 – 70	7.0	A ⁺	66 – 70	7.0	A ⁺
61 – 65	6.5	A	61 – 65	6.5	A
56 – 60	6.0	B ⁺	56 – 60	6.0	B
51 – 55	5.5	B	50 – 55	5.5	C
46 – 50	5.0	C ⁺	< 50	0.0	F
40 – 45	4.5	C			
< 40	0.0	F			

CUMULATIVE GRADING FOR UG & PG PROGRAMMES FROM 2005 TO 2015

CGPA	UG		PG	
	Letter Grade	Classification of Final Results	Letter Grade	Classification of Final Results
9.51 & above	S ⁺	First Class - Exemplary*	S ⁺	First Class - Exemplary*
9.01 – 8.50	S		S	
8.51 – 9.00	D ⁺⁺	First Class - Distinction*	D ⁺⁺	First Class - Distinction*
8.01 – 8.50	D ⁺		D ⁺	
7.51 – 8.00	D		D	
7.01 – 7.50	A ⁺⁺	First Class	A ⁺⁺	First Class
6.51 – 7.00	A ⁺		A ⁺	
6.01 – 6.50	A		A	
5.51 – 6.00	B ⁺		B	
5.01 – 5.50	B	Second Class	C	Second Class
4.51 – 5.00	C ⁺	Third Class	F	Fail
4.00 – 4.50	C			
< 4.00	F			

**GRADING FOR UG & PG PROGRAMMES
FROM 2016**

MARKS	UG		PG	
	Grade Point	Letter Grade	Grade Point	Letter Grade
90 & above	10	O	10	O
80 – 89	9	A ⁺	9	A ⁺
70 – 79	8	A	8	A
60 – 69	7	B ⁺	7	B ⁺
50 – 59	6	B	6	B
40 – 49	5	C	NA	RA
< 40	0	RA		

CUMULATIVE GRADING FOR UG & PG PROGRAMMES FROM 2016

CGPA	UG		PG	
	Letter Grade	Classification of Final Results	Letter Grade	Classification of Final Results
9.00 & above	O	Outstanding*	O	Outstanding*
8.00 – 8.99	A ⁺	Excellent*	A ⁺	Excellent*
7.00 – 7.99	A	Very Good	A	Very Good
6.00 – 6.99	B ⁺	Good	B ⁺	Good
5.00 – 5.99	B	Above Average	B	Above Average
4.00 – 4.99	C	Average	RA	Re-Appearence
< 4.00	RA	Re-Appearence		

$$\text{GRADE POINT AVERAGE (GPA)} = \frac{\sum_{i=1}^n C_i G_i}{\sum_{i=1}^n C_i}$$

$$\text{WEIGHTED AVERAGE MARKS (WAM)} = \frac{\sum_{i=1}^n C_i M_i}{\sum_{i=1}^n C_i}$$

Where 'C_i' is the Credit earned for the Course i; 'G_i' is the Grade Point obtained for the Course i and 'n' is the number of Courses Passed in that semester.

*The Candidates who have passed in the first appearance and as per other regulations of the UG & PG programmes are eligible.

Passing Minimum is 10 in CIA, 30 in ESE with an Aggregate of 40 for UG.

Passing Minimum is 10 in CIA, 30 in ESE with an Aggregate of 50 for PG from 2005 - 2009 Batches only.



Passing Minimum is 13 in CIA, 37 in ESE with an Aggregate of 50 for PG w.e.f. 2010 - 2011 Batches onwards.

Passing Minimum is 20 in CIA, 30 in ESE with an Aggregate of 50 for M.Phil.

M.Phil. – Candidates who have passed the theory in the Second appearance / have Re-registered are awarded **SECOND CLASS**.

CIA : Continuous Internal Assessment ; ESE: End of Semester Examination.

P: Pass; RA: Re-appear; AAA: Absent, NA: Not Applicable.

Read by	
Checked by	
ACoE	